

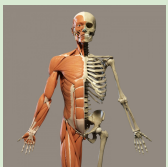













### Year 3 Autumn Term 2 - November & December 2022 - Our Learning

English	Maths
<div data-bbox="152 496 309 644"></div> <div data-bbox="315 491 486 644"></div> <ul style="list-style-type: none"><li>Continuing to develop confidence and skills in using grammar and punctuation already taught including capital letters, question marks, exclamation marks, commas and apostrophes</li><li>Learning how to use inverted commas to punctuate speech</li><li>Describing settings and characters in narrative writing</li><li>Learning about how to write instructions</li></ul>	<p>Multiplication and Division</p> <ul style="list-style-type: none"><li>We will be introducing the 3,4 and 8 times tables. Children will be learning up to 12x and will be able to divide a number in the table by the table e.g., 24 divided by 4 is 6.</li><li>At the end of this chapter children will be putting this knowledge into practice to solve word problems.</li><li>Multiplying 2 - digit numbers e.g., <math>36 \times 3 =</math></li><li>They will be using column multiplication to help them with this.</li><li>Dividing using the bus stop method.</li></ul>
How you can help at home:	How you can help at home:
<ul style="list-style-type: none"><li>Read with your child, even if they are a fluent and confident reader, asking comprehension questions; there are example questions to guide you in the Y3 google classroom</li><li>Encourage your child to read independently for sustained periods</li><li>Learn weekly spellings - you can use the booklet sent home to practise them every day. You can also find these in the google classroom.</li><li>Complete spelling homework in the Y3 google classroom by Friday each week.</li></ul>	<ul style="list-style-type: none"><li>Practise rapid recall of times tables and linked division facts with a focus on the 4s, 8s and 3s up to 12x</li><li>Encourage your child to use TT Rock Stars to practise times tables facts</li><li>Use opportunities to tell the time in daily life</li><li>You will find a summary of the written calculation methods we teach in school in the Y3 google classroom.</li></ul>



Science	History	Geography	Art and Design	Design Technology	Music	P.E	PSHE	Computing	Spanish	RE
<p><b>Movement and Feeding:</b></p> <p>Different types of food needed in a healthy diet</p>   <p>Diets of different animals</p> <p>The job of the human skeleton and muscles</p> 	<p><b>Changes in Britain from the Stone Age to the Iron Age:</b></p> <p>What was 'new' about the New Stone Age?</p>  <p>Which was better, bronze or Iron?</p>  <p>If you were Julius Caesar, would you have invaded Britain in 55BC?</p>	<p>Covered in the first half term</p>	<p>Covered in the first half term</p>	<p><b>Design and make a healthy sandwich</b> - linked to science focus on healthy diets</p> 	<p>Singing/ playing an individual part in an accompaniment.</p> <p>Performing with others.</p> <p>Exploring melodic phrases and rhythmic patterns.</p>  <p>Recognising the sounds of well-known orchestral instruments</p> 	<p><b>Gymnastics</b></p> <p>Coordination and control when travelling and rotating</p> <p><b>Tag Rugby;</b> intro to basic skills including passing and team work</p>  <p><b>Football:</b> Ways to pass and receive the ball, developing control and accuracy</p> 	<p><b>Protective Behaviours:</b></p> <p>Knowing when I feel safe and who is my personal network</p> <p><b>Anti-Bullying</b> What are the key characteristics and forms of bullying?</p> <p>How can I help myself if I am being bullied?</p> <p>How might bystanders intervene and help someone who is being Bullied?</p>	<p><b>Stop Frame Animation.</b></p> <p>Can a picture move?</p> <p>Flip style animations</p>	 <p>Friends</p> <p>How are you?</p> <p>Practising using numbers</p>  <p>Eating and drinking</p>	<p>How do people celebrate <b>Christmas</b> around the world?</p> 