










Year 1 Autumn Term D - Nov 28th to Dec 21st 2022 - Our Learning

Topic: "Fire and Ice"

English	Maths
<ul style="list-style-type: none">● Daily phonics lessons for all children, which includes reading (Sounds, words, sentences and books), writing and spelling.● Class books: Harvey Slumfenburger and the Nativity Story.● Weekly activities across the curriculum will be inspired by our class books.● Create my own sentence - build it in my head, rehearse it, remember it and write it using my phonics to help me spell.● Use capital letters and full stops.	<ul style="list-style-type: none">● Subtraction to 10:<ul style="list-style-type: none">○ Subtraction by crossing out○ Subtraction by number bonds○ Subtraction by counting back● Subtracting using number stories● Solving picture problems using addition and subtraction 
How you can help at home:	How you can help at home:
<ul style="list-style-type: none">● Read with your child every day. Your child can read their school reading book to you using their phonic skills to work out new words. Encourage them to read familiar words quickly and fluently, and chat about the story together to check understanding.● Read aloud to your child using the library book sent home from school or any other books your child enjoys. There are lots of free ebooks online and membership of March library is free as well.	<p>Practise maths skills through everyday tasks such as:</p> <ul style="list-style-type: none">● Counting objects, including by grouping into 2s, 5s and 10s● Money - recognising the value of each type of coin and counting up the value of a small pile of coins● Using digital and analogue clocks to tell the time - o'clocks, half past, quarter to and quarter past● Cooking or baking together - using scales to weigh the ingredients● Naming 2D and 3D shapes you can see in the world around you. Which ones are symmetrical?



Science	History	Geography	Art and Design	Design Technology	Music	P.E.	P.S.H.E.	Computing	R.E.
<p>Parts of an animal Grouping animals.</p> <p>Exploring the similarities and differences between animals and human body parts.</p> 	<p>Great Fire of London Learn what an eye witness is.</p> <p>Learn what information people keep in diaries.</p>  <p>Compare different sources of information about the fire.</p> <p>Great Fire of London day!</p>	<p>We looked at Geography in the first half term.</p>	<p>We create a hot and cold picture using the patterns and colours we identified as hot.</p> <p>We create a Great Fire of London chalk picture with a silhouette of houses in the front.</p> 	<p>We taught DT in the first half term.</p>	<p>Learning a song for our Christmas production.</p> 	<p>Dance - learning to move to match different weathers.</p> <p>Fundamental Movement skills - running, jumping, coordination, throwing, catching, kicking, striking.</p>	<p>Coping with new situations How do you feel when you start something new? How to help a friend who is starting something new and feels unsure.</p> 	<p>Digital Writing To continue to practise our typing on computers.</p> 	<p>Christianity - What is Advent?</p> 