




## Year 6 Spring Term B - February and March - Our Learning

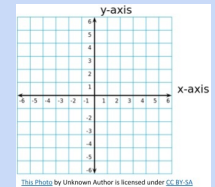
### English

- We will be continuing to read 'City of Ember' as our class reader
- Writing narratives with dialogue, punctuating correctly
- Writing an extra chapter for our class reader
- Weekly comprehension lessons to build skills for the upcoming SATs
- Grammar and spelling quizzes



### Maths

- Pupils will be adding and subtracting negative numbers.
- Pupils will differentiate between translation and reflection on a coordinate grid before moving on to express movement using algebra.
- Pupils will learn to present and interpret information in different ways.
- Pupils will continue to develop their arithmetic and reasoning skills to support Year 6 maths.



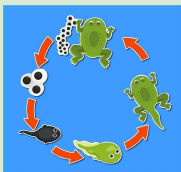







### How you can help at home:

- Read with your child, even if they are a fluent and confident reader, asking comprehension questions; there are example questions to guide you in the Y6 google classroom
- Encourage your child to read independently for sustained periods
- Learn weekly spellings (these are set as homework in the Y6 google classroom)

### How you can help at home:

- Encourage your child to complete weekly homework - TTRS and Prodigy tasks set weekly on Fridays
- Practise rapid recall of times tables and linked division facts
- Use opportunities to tell the time in daily life
- You will find a summary of the written calculation methods we teach in school in the Y6 google classroom.



Science	History	Geography	Art and Design	Design Technology	Music	P.E	PSHE	Computing	Spanish	RE
<b>Life cycles</b>  We will learn the differences in the life cycles of a mammal, an amphibian, an insect and a bird.  	This was taught last half term.	<b>Northern France</b>  Locating France on world and continental maps.  Comparison between St Michael's Mount and Le Mont St. Michel.  Explore Normandy.  	<b>The Earth</b>  Printing Tudor armour  Pottery skills to successfully create a decorated cylinder sculpture  	<b>Space Toy</b>  The children will be continuing to make a space toy for a younger child from felt.  	<b>Space</b>  Compose pieces to represent space. Use graphic notation.  Develop and refine instrument choices, pitch and dynamics  Perform to the class and evaluate performances  	<b>FUNS</b> - Master dynamic balance (on a line) and counter balance (with a partner) skills considering 'social' objectives.  <b>Games</b> - Hockey - to apply skills needed in hockey (passing, defending and attacking) to impact competitive games.  	<b>Growing and changing</b>  Puberty and hygiene  Feelings and emotions  Different families  	This was taught last half term.	<b>Sports</b>  Learning the names of sports, saying which sports we like/dislike, identifying parts of the body we use to play sports, playing games.  	Do you have to believe in God to be human?  