














Year 3 Autumn Term 2 - November & December - Our Learning

English	Maths
 <ul style="list-style-type: none">● Continuing to develop confidence and skills in using grammar and punctuation already taught including capital letters, question marks, exclamation marks, commas and apostrophes● Learning how to use inverted commas to punctuate speech● Describing settings and characters in narrative writing● Learning about how to write instructions	<p>Multiplication and Division</p> <ul style="list-style-type: none">- We will be introducing the 3,4 and 8 times tables. Children will be learning up to 12x and will be able to divide a number in the table by the table e.g.,24 divided by 4 is 6.- At the end of this chapter children will be putting this knowledge into practice to solve word problems.- Multiplying 2 - digit numbers e.g., $36 \times 3 =$- They will be using column multiplication to help them with this.- Dividing using the bus stop method.
How you can help at home:	How you can help at home:
<ul style="list-style-type: none">● Read with your child, even if they are a fluent and confident reader, asking comprehension questions; there are example questions to guide you in the Y3 google classroom● Encourage your child to read independently for sustained periods● Learn weekly spellings - you can use the booklet sent home to practise them every day. You can also find these in the google classroom.● Complete spelling homework in the Y3 google classroom by Friday each week.	<ul style="list-style-type: none">● Practise rapid recall of times tables and linked division facts with a focus on the 4s,8s and 3s up to 12x● Encourage your child to use TT Rock Stars to practise times tables facts● Use opportunities to tell the time in daily life● You will find a summary of the written calculation methods we teach in school in the Y3 google classroom.



Science	History	Geography	Art and Design	Design Technology	Music	P.E	PSHE	Computing	Spanish	RE
<p>Movement and Feeding:</p> <p>Different types of food needed in a healthy diet</p>   <p>Diets of different animals</p> <p>The job of the human skeleton and muscles</p> 	<p>Changes in Britain from the Stone Age to the Iron Age:</p> <p>What was 'new' about the New Stone Age?</p>  <p>Which was better, bronze or Iron?</p>  <p>If you were Julius Caesar, would you have invaded Britain in 55BC?</p>	<p>Covered in the first half term</p>	<p>Covered in the first half term</p>	<p>Design and make a healthy sandwich - linked to science focus on healthy diets</p> 	<p>Singing/ playing an individual part in an accompaniment.</p> <p>Performing with others.</p> <p>Exploring melodic phrases and rhythmic patterns.</p>  <p>Recognising the sounds of well-known orchestral instruments</p> 	<p>Gymnastics</p> <p>Coordination and control when travelling and rotating</p> <p>Football:</p> <p>Ways to pass and receive the ball, developing control and accuracy</p> 	<p>Protective Behaviours:</p> <p>Knowing when I feel safe and who is my personal network</p> <p>Anti-Bullying</p> <p>What are the key characteristics and forms of bullying?</p> <p>How can I help myself if I am being bullied?</p> <p>How might bystanders intervene and help someone who is being Bullied?</p>	<p>Covered in first half term.</p>	 <p>Christmas Navidad</p> <p>Learning Christmas vocabulary.</p> <p>How is Christmas celebrated in Spanish speaking countries?</p>	<p>How do people celebrate Christmas around the world?</p> 